

The background is a vibrant collage of abstract elements. At the top left, a thick yellow wavy line is set against a purple and blue background with a halftone dot pattern. To its right, green and pink wavy lines are also on a purple background with dots. A large, textured red shape, resembling a brushstroke or a stylized object, is on the left side. The central text is on a white rectangular field. To the right of the text, there's a red and orange textured area with a halftone pattern. At the bottom, a green scribbled shape is on the left, and a yellow textured vertical bar is on the right. A grid of thin white lines is visible at the very bottom.

**Turner
250**

**Rail
200**

Hello!

**Welcome to the celebration
of Turner 250 and Rail 200.**

2025 is a big year.

Did you know it has been 250 years since
the birth of JMW Turner and 200 years
since the creation of the modern railway?

This means that the railway was developed
during JMW Turner's lifetime.

He documents the new railway in his
famous 1844 painting 'Rain, Steam, and
Speed – The Great Western Railway.'



Joseph Mallord William Turner, 1775 - 1851. Rail, Steam, and Speed - The Great Western Railway, 1844. Oil on canvas, 91 × 121.8cm. Turner Bequest, 1856. © The National Gallery, London.

Spend 1 minute looking at the painting...

What do you notice? Did you spot a horse?

What do you think trains will look like in the future?


Who was JMW Turner?

JMW Turner was a famous landscape painter who visited Margate frequently to capture the ever-changing skies.



He first came to Margate aged 11, where he was sent to school in the old town. He returned to sketch in Margate, aged 21 and from the 1820s onwards became a regular visitor.

The love of the sea stayed with him all his life. He would often travel from London to Margate on a steamboat, before the development of the railway.



What is Rail 200?

This year is the 200th year of the birth of the modern railway, when Britain and the world changed forever. Railway 200 celebrates the past, present and future of the railway.

A wide variety of activities and events are being planned to celebrate rail's remarkable past, its role today, and its importance to a sustainable future. Stay updated on events near you at the Rail 200 website.

Talking of Rail 200...


Are you at Margate Train Station or are you at Turner Contemporary?

Turn the page and start your journey.




Location:

Margate Train Station



This station was built almost 100 years ago, in 1926. It was designed by a famous architect Edwin Maxwell Fry. For over 200 years people have been travelling to Margate for a day out. Southeastern runs the train service which transports thousands of passengers around Kent, and to and from London. At the station many of the trains are Southeasterns Javelin highspeed trains, which have a yellow cone shaped nose. Did you travel on one today?

Use this page to help you explore the architecture of the station and uncover any hidden gems.



Building / Shapes / Patterns

What shapes can you see around you – make them with your body, can you draw the outline of the station with your nose?

Sound / Echo / Vibrations

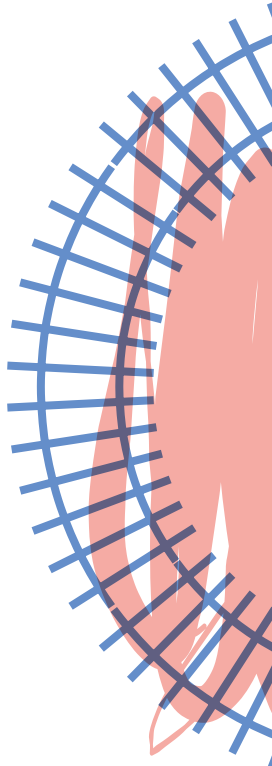
What can you hear? Can you feel what you hear? Mimic the sounds with your friends.

People / Place / Journey

Where are people going? To the beach? To the gallery? If you could go anywhere, where would you go?


Trains / Worms / Snakes

Using your imagination in pairs, invent a new type of train. How does it move? How is it powered? What noise will it make? What makes it different from today's trains?



Location:

Turner Contemporary



LOOK

Have you seen our new addition to the gallery yet?
From April 2025, we will be showing JMW Turner's
painting 'Waves Breaking on a Lee Shore at Margate'.

Head to the
painting now!



Joseph Mallord William Turner, 1775 - 1851. Waves Breaking on a Lee Shore at Margate (Study for 'Rockets and Blue Lights') c.1840. Image courtesy of Tate.

Look at the painting for 1 minute...

What do you think is going on?

Talk with your friends. Did you all think the same?

Can you pick 5 words to describe the painting?

Talk with your friends. Is there a common word?


What 3 main colours can you see in the picture?

Are they warm colours (red, yellow, orange) or cool
colours (blue, green, turquoise) What is the mood?

Can you see any objects/building/people
in the picture?

Point to where on the painting (don't touch though!)

Location: *Turner Contemporary*



Stay with the painting for these next activities.

What was your first reaction to the painting?

Do you like it? Yes, no, can't decide?
Why is that?

What was the first thing to capture your attention in the painting?

Can you describe why?

What time of day do you think it is?



Sunrise



Afternoon



Sunset



Night time

What do you think the painting would sound like if you were there?

Write down. Explain why.

What does the painting smell like?

Write down. Explain why.

Is the painting finished? Does it matter?

This painting is actually a study for a larger painting.

Write down. Explain why.

Location: *Turner Contemporary*

WONDER

Now leave the room and head to either:

The balcony, Clore Learning Studio or outside.
Make sure you can see the sea!



What does the sea look like today?

Write down 1 word:

Now exchange answers with your friends.
Did you all see it differently? Why?

Is the weather affecting how you feel?



Excited



Happy



Neutral



Sad



Worried

**Would you ever create an artwork outside?
What would you create?**

Choose 1 sound to describe the sea.

Now make your noise with your friends at the same time. Was it all the same? What soundtrack did you create?

Can you act out the movement of the sea to go with your noise?



Location: *Turner Contemporary*

CREATE

Just like JMW Turner, you are now going to sketch out a scene of the sea today!

Option A:

Cartridge paper and water colour pencils.

Option B:

Plain paper and colouring pencils.

1 Pick a colour that represents what the sea looks like to you. Draw what you see for 1 minute.

Is the sea calm and smooth or rough and wild?

2 Now pick a new colour for the sky.

Think about the direction you draw your lines or how hard you want to press. This will change the mood.

3 Finish your artwork.

Option A - Blend the sky and sea with water and brush / Option B - Blend the sky and sea by overlapping the colours.

Draw your artwork in the space below.

Guidelines on how to enter are on the back.



This way up.



Opportunity

**Have your artwork displayed at
Margate Train Station to be viewed
by thousands of visitors!**

All you need to do is:



- Complete your sketch/painting
- Make sure it fits the framework (12cm wide x 17cm tall) or it may be cropped
- Take a photo or scan your finished artwork
- Email your image, name and age to:
cicrp@turnercontemporary.org

Submit throughout 2025 and we will
email if you have been successful.

Turner

**Creative Isle
Community
Rail Partnership**

southeastern

200⁺